

SOLID CAPACITOR

PC Series


Aluminum Solid Electrolytic Capacitor
With Conductive Polymer

PT ← → PF

JAMICON®

FEATURES:

The capacitor is aluminum electrolytic capacitors that uses conductive polymer, as electrolyte and realized low E.S.R. and high permissible ripple current at high frequencies band, It is very suitable for smoothing circuits of DC-DC converter or high frequencies circuits.

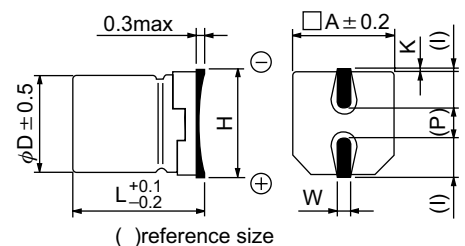


● SPECIFICATION

| Item | Characteristic | | | | | |
|------------------------------------|------------------------------------------------------------------------------------------------|---------------------------------------|-----|-----|------|------|
| Operation Temperature Range | -55 ~ +105°C | | | | | |
| Rated Working Voltage | 2.5 ~ 16V | | | | | |
| Capacitance Tolerance (120Hz 20°C) | ±20% | | | | | |
| Leakage Current (2min) | The initial specified value in Characteristic list | | | | | |
| Surge Voltage (20°C) | W.V. | 2.5 | 4 | 6.3 | 10 | 16 |
| | S.V. | 2.8 | 4.6 | 7.2 | 11.5 | 18.4 |
| Tangent of loss angle (120Hz) | The initial specified value or loss (in Characteristic list) | | | | | |
| Low Temperature Stability | Impedance ratio at 100kHz | | | | | |
| | Rated Voltage (V) | 2.5 | 4 | 6.3 | 10 | 16 |
| | -55°C / +20°C | 0.75 ~ 1.25 | | | | |
| | +105°C / +20°C | 0.75 ~ 1.25 | | | | |
| Load Life | After 2000 hours application of W.V. at +105°C, the capacitor shall meet the following limits. | | | | | |
| | Capacitance Change | ≦ ±20% of the initial measured value | | | | |
| | Dissipation Factor | ≦ 150% of the initial specified value | | | | |
| | Leakage current | ≦ initial specified value | | | | |

● DIMENSIONS (mm)

| D | L | A | H |
|-----|------|------|----------|
| 5 | 5.4 | 5.3 | 6.5 max |
| 6.3 | 5.4 | 6.6 | 7.8 max |
| 8 | 6.2 | 8.3 | 9.5 max |
| 8 | 10.0 | 8.3 | 12.0 max |
| 10 | 6.2 | 10.3 | 9.5 max |
| 10 | 10.2 | 10.3 | 12.0 max |

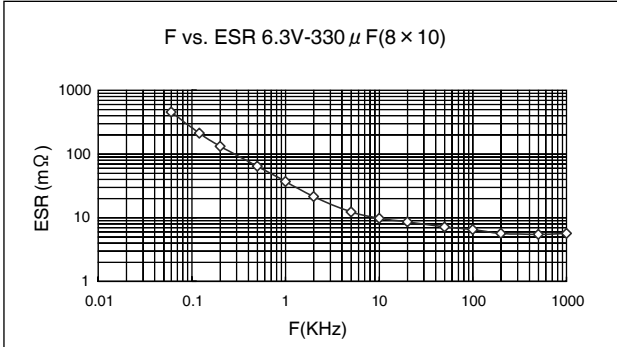


● CASE SIZE & CHARACTERISTICS LIST

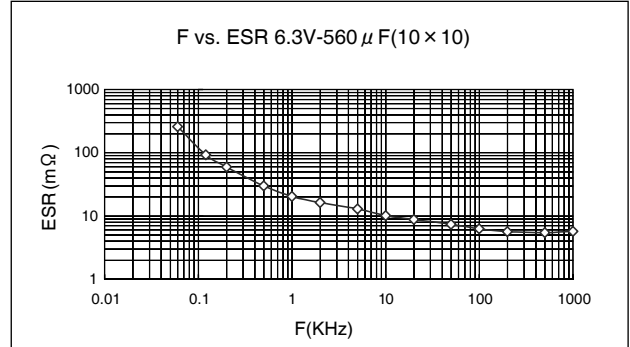
| Rated Voltage (V.DC) | Rated Capacitance (μA) | Case size | | Leakage Current (μA) | Tangent of loss angle (max) | E. S. R. at 100kHz (mΩ) | Allowable ripple current (mA.rms) | Part Number |
|----------------------|------------------------|-----------|------|----------------------|-----------------------------|-------------------------|-----------------------------------|---------------|
| | | φD | L | | | | | |
| | | (mm) | | | | | | |
| 2.5 | 56 | 5 | 5.4 | 28 | 0.12 | 50 | 1400 | PCM560M0ED05W |
| | 120 | 6.3 | 5.4 | 60 | 0.12 | 45 | 1800 | PCM121M0EE05W |
| | 220 | 8 | 6.2 | 110 | 0.12 | 35 | 2560 | PCM221M0EF06W |
| | 390 | 10 | 6.2 | 195 | 0.12 | 20 | 3700 | PCM391M0EG06W |
| | 470 | 8 | 10 | 235 | 0.12 | 17 | 4800 | PCM471M0EF10W |
| | 820 | 10 | 10.2 | 410 | 0.12 | 8 | 5500 | PCM821M0EG10W |
| 4 | 47 | 5 | 5.4 | 38 | 0.12 | 50 | 1400 | PCM470M0GD05W |
| | 100 | 6.3 | 5.4 | 80 | 0.12 | 45 | 1800 | PCM101M0GE05W |
| | 180 | 8 | 6.2 | 144 | 0.12 | 35 | 2560 | PCM181M0GF06W |
| | 330 | 10 | 6.2 | 264 | 0.12 | 20 | 3700 | PCM331M0GG06W |
| | 390 | 8 | 10 | 312 | 0.12 | 17 | 4800 | PCM391M0GF10W |
| | 680 | 10 | 10.2 | 544 | 0.12 | 8 | 5500 | PCM681M0GG10W |
| 6.3 | 39 | 5 | 5.4 | 49 | 0.12 | 50 | 1400 | PCM390M0JD05W |
| | 82 | 6.3 | 5.4 | 103 | 0.12 | 45 | 1800 | PCM820M0JE05W |
| | 150 | 8 | 6.2 | 189 | 0.12 | 35 | 2560 | PCM151M0JF06W |
| | 270 | 10 | 6.2 | 340 | 0.12 | 20 | 3700 | PCM271M0JG06W |
| | 330 | 8 | 10 | 416 | 0.12 | 17 | 4800 | PCM331M0JF10W |
| | 560 | 10 | 10.2 | 706 | 0.12 | 8 | 5500 | PCM561M0JG10W |
| 10 | 33 | 5 | 5.4 | 66 | 0.12 | 55 | 1200 | PCM330M1AD05W |
| | 68 | 6.3 | 5.4 | 136 | 0.12 | 50 | 1600 | PCM680M1AE05W |
| | 120 | 8 | 6.2 | 240 | 0.12 | 40 | 2300 | PCM121M1AF06W |
| | 220 | 10 | 6.2 | 440 | 0.12 | 30 | 3300 | PCM221M1AG06W |
| | 270 | 8 | 10 | 540 | 0.12 | 22 | 4500 | PCM271M1AF10W |
| | 470 | 10 | 10.2 | 940 | 0.12 | 10 | 5300 | PCM471M1AG10W |
| 16 | 18 | 5 | 5.4 | 58 | 0.12 | 55 | 1200 | PCM180M1CD05W |
| | 47 | 6.3 | 5.4 | 150 | 0.12 | 50 | 1600 | PCM470M1CE05W |
| | 82 | 8 | 6.2 | 262 | 0.12 | 40 | 2300 | PCM820M1CF06W |
| | 150 | 10 | 6.2 | 480 | 0.12 | 30 | 3300 | PCM151M1CG06W |
| | 180 | 8 | 10 | 576 | 0.12 | 25 | 4500 | PCM181M1CF10W |
| | 330 | 10 | 10.2 | 1056 | 0.12 | 12 | 5300 | PCM331M1CG10W |

● FREQUENCY CHARACTERISTICS

Item:6.3V-330 μ F(8x10)



Item:6.3V-560 μ F(10x10.2)



Endurance

