



# Series CTW (CA30S)



## Metal Case Tantalum Capacitors Axial Type-Wet Electrolytic

### FEATURES:

- Wet electrolytic.
- Polar type.
- Hermetically sealed metal cases.
- Axial leads.
- General purpose-extended range.



### SPECIFICATION:

Item	Performance Characteristics																											
Operating Temperature Range	-55 to + 125°C																											
Rated Working Voltage Range	6.3 to 125 V DC																											
Nominal Capacitance Range	1.0 to 1000 μF																											
Capacitance Tolerance	±20% (120Hz, +20°C) ± 10%																											
Leakage Current	Not more than 0.001CV [μA] or 1.0μA whichever is greater																											
tan δ (120Hz, +20°C)	See next page																											
Characteristics at High and Low Temperature	-55°C	Capacitance change	±10% of initial measured value at +20°C																									
	+125°C	Leakage current	≤ 0.01 CV or 10 [μA] whichever is greater																									
		Capacitance change	±15% of initial measured value at +20°C																									
Moisture Resistance	Test conditions																											
	Relative humidity : 90 to 95% without load Ambient temperature : +60°C Duration : 1000 hours Post test requirements at + 20°C Leakage current : ≤ 0.01 CV or 10[μF], whichever is greater Capacitance change : ± 10% of initial measured value tan δ : ≤ 200% of initial specified value																											
Endurance	Test conditions																											
	<table border="1"> <thead> <tr> <th>Item \ Conditions</th> <th colspan="2">Derating</th> <th colspan="2">Rating</th> </tr> </thead> <tbody> <tr> <td>Duration</td> <td colspan="2">2000 hours</td> <td colspan="2">2000 hours</td> </tr> <tr> <td>Ambient temperature</td> <td colspan="2">+ 125°C</td> <td colspan="2">+ 85°C</td> </tr> <tr> <td>Applied voltage</td> <td colspan="2">Derated working voltage</td> <td colspan="2">Rated working voltage</td> </tr> <tr> <td>Source impedance</td> <td colspan="2">1Ω/V</td> <td colspan="2">1Ω/V</td> </tr> </tbody> </table>			Item \ Conditions	Derating		Rating		Duration	2000 hours		2000 hours		Ambient temperature	+ 125°C		+ 85°C		Applied voltage	Derated working voltage		Rated working voltage		Source impedance	1Ω/V		1Ω/V	
	Item \ Conditions	Derating		Rating																								
	Duration	2000 hours		2000 hours																								
	Ambient temperature	+ 125°C		+ 85°C																								
	Applied voltage	Derated working voltage		Rated working voltage																								
	Source impedance	1Ω/V		1Ω/V																								
	Derating voltage + 125°C																											
	<table border="1"> <thead> <tr> <th>Working voltage [V] DC</th> <th>6.3</th> <th>10</th> <th>16</th> <th>25</th> <th>32</th> <th>40</th> <th>63</th> <th>75</th> <th>100</th> <th>125</th> </tr> </thead> <tbody> <tr> <td>Derating voltage [V] DC</td> <td>4</td> <td>6.3</td> <td>10</td> <td>16</td> <td>20</td> <td>25</td> <td>40</td> <td>50</td> <td>63</td> <td>80</td> </tr> </tbody> </table>			Working voltage [V] DC	6.3	10	16	25	32	40	63	75	100	125	Derating voltage [V] DC	4	6.3	10	16	20	25	40	50	63	80			
	Working voltage [V] DC	6.3	10	16	25	32	40	63	75	100	125																	
Derating voltage [V] DC	4	6.3	10	16	20	25	40	50	63	80																		
Post test requirements at +20°C																												
Leakage current : ≤ 125% of initial specified value																												
Capacitance change : ± 10% of initial measured value																												
tan δ : ≤ Initial specified value																												
Impedance : ≤ 200% of initial specified value																												
Shelf Life	Test conditions																											
	Duration : 2000 hours		Post test requirements at +20°C																									
	Ambient temperature : +125°C		Same litits for "Endurance".																									
	Applied voltage : (none)																											

# Series CTW (CA30S)

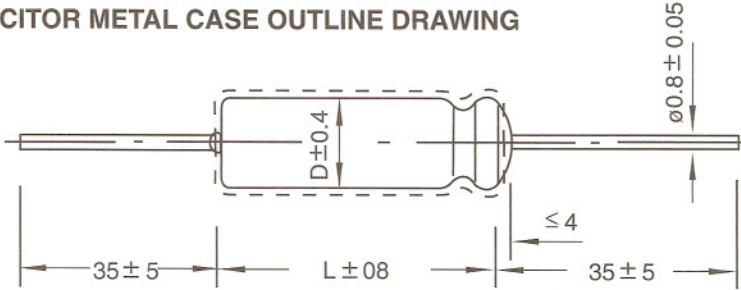


## Metal Case Tantalum Capacitors Explanation of Part Numbers

CTW(CA30S)

CTW  
Series Code
1 J  
Rated Voltage
3 3 5  
Nominal Capacitance
M  
Capacitance Tolerance
A  
Case Size
B  
Packing

### TANTALUM CAPACITOR METAL CASE OUTLINE DRAWING



### Dimensions Millimeters mm

Case Size	A	B	C	D	E
D x L	4 x 12	5 x 14	6 x 16	8 x 16	8 x 22
d ± 0.05	0.8	0.8	0.8	0.8	0.8

### Rated Voltage, Capacitance of Capacitors.

Rated Voltage (V)	6.3	10	16	25	40	63	100	125
Code	0J	1A	1C	1E	1G	1J	2A	2E
Capacitance (µF)	Case Size							
1.0 (105)								A
1.5 (155)							A	A
2.2 (225)						A	A	A
3.3 (335)						A	A	B
4.7 (475)						A	B	B
6.8 (685)					A	B	B	C
10 (106)					A	B	C	C
15 (156)					A	B	C	C
22 (226)					A	B	C	D
33 (336)					B	C	D	E
47 (476)					B	D	E	
68 (686)				B	C	D		
100 (107)			B	C	C	E		
150 (157)		B	B	C	D			
220 (227)	B	B	C	D	E			
330 (337)	B	C	D	E	E			
470 (477)	C	D	D	E				
680 (687)	D	D	E					
1000 (108)	D	E						

Rated voltage UR (V)	6.3	10	16	25	40	63	100	125
Rated capacitor (µF)	tan δ (120 Hz) %							
1.0-4.7						6	6	6
6.8					8	8	8	8
10					8	8	10	15
15					10	10	18	15
22					20	18	15	20
33					12	12	25	23
47					25	25	28	
68				30	20	25		
100			35	25	35	20		
150		50	35	50	35			
220	70	45	60	50	30			
330	50	70	70	40	45			
470	85	75	50	50				
680	80	65	70					
1000	90	80						