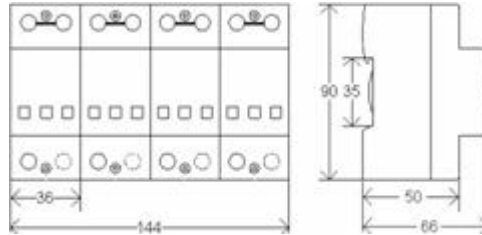
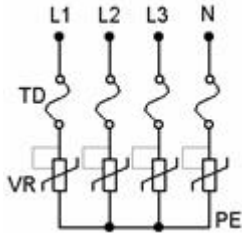


Three Phase SPDs HIT-DT80 Series SPECIFICATION

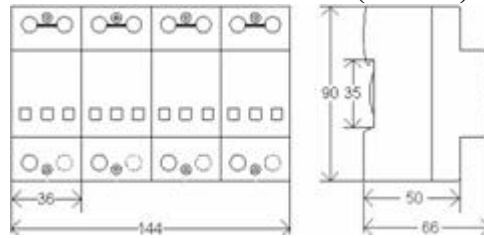
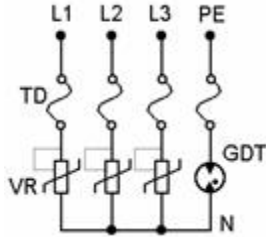
1. DT80/xxx – 4V Series



Technical Data

Type		HIT- DT80/xxx-4V-S								
		150	175	275	300	320	385	440	550	600
In accordance with		IEC61643-1:2001; EN61643-1 2002; UL1449 ed.2								
Category IEC/VDE		II / C								
Max. continuous operating voltage (AC/DC)		150/200	175/225	275/300	300/385	320/420	385/505	440/585	550/745	600/800
Nominal discharge current(8/20) In	L – N	40KA	40KA	40KA	40KA	40KA	40KA	40KA	40KA	40KA
	N-PE	40KA	40KA	40KA	40KA	40KA	40KA	40KA	40KA	40KA
Max. discharge current(8/20) I _{max}	L - N	80KA								
	N - PE	80KA								
Voltage protection level	@ In	0.8KV	0.8KV	1.3KV	1.4KV	1.5KV	1.8KV	2.1KV	2.8KV	3.0KV
	@ 3KA	0.5KV	0.6KV	1.0KV	1.0KV	1.1KV	1.3KV	1.5KV	2.0KV	2.1KV
Response time	L - N	≤25 ns								
	N - PE	≤25 ns								
Follow current	L - N	No								
	N - PE	No								
Residual current at U _c	L - N	≤500 μ A								
	N - PE	≤500 μ A								
Backup fuse(only required if not already provided in mains)		200A gL/gG								
Operating temperature range		- 40° C ... + 80° C								
Cross-section of connection wire		Single-strand 35mm ² ; multi-strand 25mm ²								
Mounting		35mm DIN-rail in accordance with EN 50022/DIN46277-3								
Enclosure material		thermoplastic; extinguishing degree UL94 V-0								
Degree of protection		IP20								
Installation width		8 modules, DIN 43880								
Thermal disconnect		Internal green – normal red - failure								
Remote alarm contact		Optional								

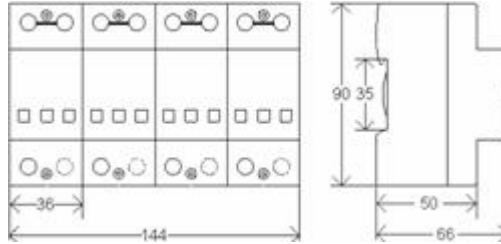
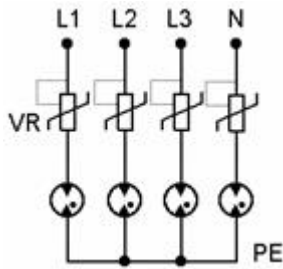
2. DT80 / xxx – (3V + T) Series



Technical Data

Type		HIT- DT80/xxx-(3V+T)-S								
		150	175	275	300	320	385	440	550	600
In accordance with		IEC61643-1:2001; EN61643-1 2002; UL1449 ed.2								
Category IEC/VDE		II / C								
Max. continuous operating voltage	L – N (AC/DC)	150/200	175/225	275/300	300/385	320/420	385/505	440/585	550/745	600/800
	N – PE Uc	150	150	255	255	255	255	350	440	440
Nominal discharge current(8/20) In	L – N	40KA	40KA	40KA	40KA	40KA	40KA	40KA	40KA	40KA
	N-PE	80KA	80KA	80KA	80KA	80KA	80KA	80KA	80KA	80KA
Max. discharge current(8/20) I _{max}	L - N	80KA								
	N - PE	100KA								
Voltage protection level at In	L – N (In)	0.8KV	0.8KV	1.3KV	1.4KV	1.5KV	1.8KV	2.1KV	2.8KV	3.0KV
	L – N (3KA)	0.5KV	0.6KV	1.0KV	1.0KV	1.1KV	1.3KV	1.5KV	2.0KV	2.1KV
	N-PE (1.2/50)	0.8KV	0.8KV	1.0KV	1.0KV	1.0KV	1.0KV	1.2KV	1.6KV	1.6KV
Response time	L - N	≤25 ns								
	N - PE	≤100 ns								
Follow current	L - N	No								
	N - PE	Yes								
Residual current at Uc	L - N	≤500 μ A								
	N - PE	No								
Backup fuse(only required if not already provided in mains)		200A gL/gG								
Operating temperature range		- 40° C ... + 80° C								
Cross-section of connection wire		Single-strand 35mm ² ; multi-strand 25mm ²								
Mounting		35mm DIN-rail in accordance with EN 50022/DIN46277-3								
Enclosure material		thermoplastic; extinguishing degree UL94 V-0								
Degree of protection		IP20								
Installation width		8 modules, DIN 43880								
Thermal disconnect		Internal green – normal red - failure								
Remote alarm contact		Optional								

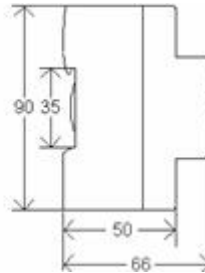
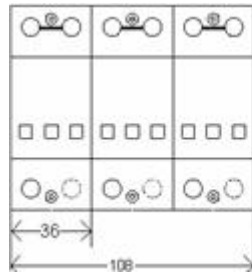
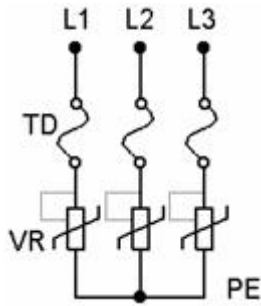
3. DT80 / xxx – 4VT Series



Technical Data

Type		HIT- DT80 / xxx-4VT - S								
		150	175	275	300	320	385	440	550	600
In accordance with		IEC61643-1:2001; EN61643-1 2002; UL1449 ed.2								
Category IEC/VDE		II / C								
Max. continuous operating voltage (AC/DC)		150/200	175/225	275/300	300/385	320/420	385/505	440/585	550/745	600/800
Nominal discharge current(8/20) In	L - N	40KA	40KA	40KA	40KA	40KA	40KA	40KA	40KA	40KA
	N-PE	40KA	40KA	40KA	40KA	40KA	40KA	40KA	40KA	40KA
Max. discharge current(8/20) I _{max}	L - N	80KA								
	N - PE	80KA								
Voltage protection level	@ In	0.6KV	0.6KV	1.2KV	1.2KV	1.2KV	1.2KV	1.8KV	2.4KV	2.4KV
	@ 3KA	0.5KV	0.5KV	0.8KV	0.8KV	0.8KV	0.8KV	1.2KV	1.6KV	1.6KV
Response time	L - N	≤ 100 ns								
	N - PE	≤ 100 ns								
Follow current	L - N	No								
	N - PE	No								
Residual current at U _c	L - N	No								
	N - PE	No								
Backup fuse(only required if not already provided in mains)		200A gL/gG								
Operating temperature range		- 40° C ... + 80° C								
Cross-section of connection wire		Single-strand 35mm ² ; multi-strand 25mm ²								
Mounting		35mm DIN-rail in accordance with EN 50022/DIN46277-3								
Enclosure material		thermoplastic; extinguishing degree UL94 V-0								
Degree of protection		IP20								
Installation width		8 modules, DIN 43880								
Thermal disconnect		Internal green – normal red - failure								
Remote alarm contact		Optional								

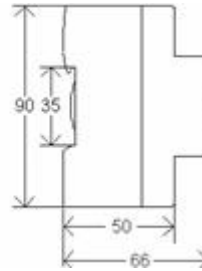
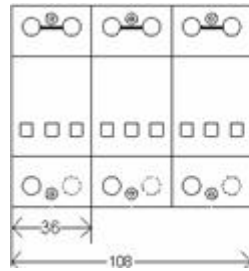
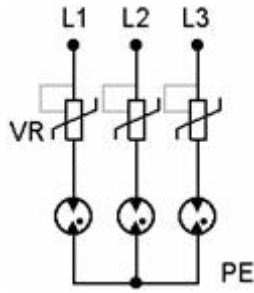
4. DT80 / xxx – 3V Series



Technical Data

Type	HIT- DT80/xxx-3V-S									
	150	175	275	300	320	385	440	550	600	
In accordance with	IEC61643-1:2001; EN61643-1 2002; UL1449 ed.2									
Category IEC/VDE	II / C									
Max. continuous operating voltage (AC/DC)	150/200	175/225	275/300	300/385	320/420	385/505	440/585	550/745	600/800	
Nominal discharge current(8/20) In (L-PE)	40KA	40KA	40KA	40KA	40KA	40KA	40KA	40KA	40KA	
Max. discharge current(8/20) Imax	80KA									
Voltage protection level	@ In	0.8KV	0.8KV	1.3KV	1.4KV	1.5KV	1.8KV	2.1KV	2.8KV	3.0KV
	@ 3KA	0.5KV	0.6KV	1.0KV	1.0KV	1.1KV	1.3KV	1.5KV	2.0KV	2.1KV
Response time	≤25 ns									
Follow current	No									
Residual current at Uc	≤500 μ A									
Backup fuse(only required if not already provided in mains)	200A gL/gG									
Operating temperature range	- 40° C ... + 80° C									
Cross-section of connection wire	Single-strand 35mm ² ; multi-strand 25mm ²									
Mounting	35mm DIN-rail in accordance with EN 50022/DIN46277-3									
Enclosure material	thermoplastic; extinguishing degree UL94 V-0									
Degree of protection	IP20									
Installation width	6 modules, DIN 43880									
Thermal disconnect	Internal green – normal red - failure									
Remote alarm contact	Optional									

5. DT80 / xxx – 3VT Series



Technical Data

Type	HIT- DT80/xxx-3VT-S									
	150	175	275	300	320	385	440	550	600	
In accordance with	IEC61643-1:2001; EN61643-1 2002; UL1449 ed.2									
Category IEC/VDE	II / C									
Max. continuous operating voltage (AC/DC)	150/200	175/225	275/300	300/385	320/420	385/505	440/585	550/745	600/800	
Nominal discharge current(8/20) In (L-PE)	40KA	40KA	40KA	40KA	40KA	40KA	40KA	40KA	40KA	
Max. discharge current(8/20) Imax	80KA									
Voltage protection level	@ In	0.6KV	0.6KV	1.2KV	1.2KV	1.2KV	1.2KV	1.8KV	2.4KV	2.4KV
	@ 3KA	0.5KV	0.5KV	0.8KV	0.8KV	0.8KV	0.8KV	1.2KV	1.6KV	1.6KV
Response time	≤ 100 ns									
Follow current	No									
Residual current at Uc	No									
Backup fuse(only required if not already provided in mains)	200A gL/gG									
Operating temperature range	- 40° C ... + 80° C									
Cross-section of connection wire	Single-strand 35mm ² ; multi-strand 25mm ²									
Mounting	35mm DIN-rail in accordance with EN 50022/DIN46277-3									
Enclosure material	thermoplastic; extinguishing degree UL94 V-0									
Degree of protection	IP20									
Installation width	6 modules, DIN 43880									
Thermal disconnecter	Internal green – normal red - failure									
Remote alarm contact	Optional									