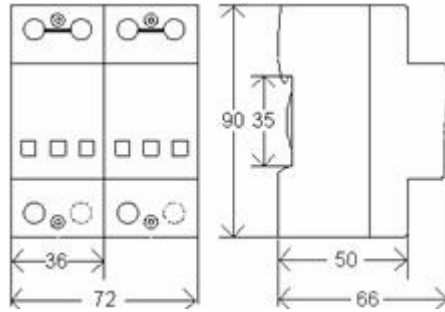
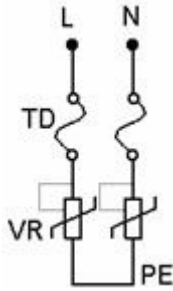


Single Phase SPDs HIT-DS80 Series SPECIFICATION

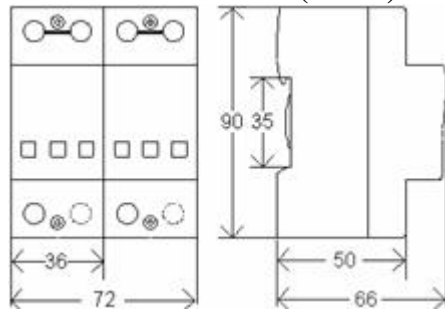
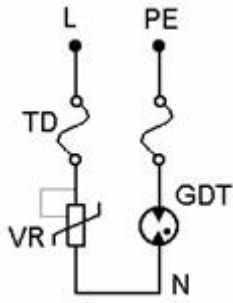
1. DS80/xxx – 2V Series



Technical Data

Type		HIT- DS80/xxx-2V								
		150	175	275	300	320	385	440	550	600
In accordance with		IEC61643-1:2001; EN61643-1 2002; UL1449 ed.2								
Category IEC/VDE		□ / C								
Max. continuous operating voltage (AC/DC)		150/200	175/225	275/300	300/385	320/420	385/505	440/585	550/745	600/800
Nominal discharge current(8/20) In	L – N	40KA	40KA	40KA	40KA	40KA	40KA	40KA	40KA	40KA
	N-PE	40KA	40KA	40KA	40KA	40KA	40KA	40KA	40KA	40KA
Max. discharge current(8/20) I _{max}	L - N	80KA								
	N - PE	80KA								
Voltage protection level	@ In	0.8KV	0.8KV	1.3KV	1.4KV	1.5KV	1.8KV	2.1KV	2.8KV	3.0KV
	@ 3KA	0.5KV	0.6KV	1.0KV	1.0KV	1.1KV	1.3KV	1.5KV	2.0KV	2.1KV
Response time	L - N	≤25 ns								
	N - PE	≤25 ns								
Follow current	L - N	No								
	N - PE	No								
Residual current at U _c	L - N	≤500μA								
	N - PE	≤500μA								
Backup fuse(only required if not already provided in mains)		200A gL/gG								
Operating temperature range		- 40°C ... + 80°C								
Cross-section of connection wire		Single-strand 35mm ² ; multi-strand 25mm ²								
Mounting		35mm DIN-rail in accordance with EN 50022/DIN46277-3								
Enclosure material		thermoplastic; extinguishing degree UL94 V-0								
Degree of protection		IP20								
Installation width		4 modules, DIN 43880								
Thermal disconnect		Internal green – normal red - failure								
Remote alarm contact		Optional								

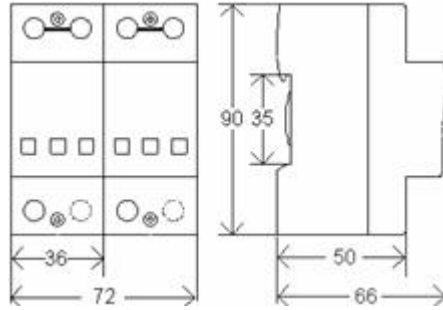
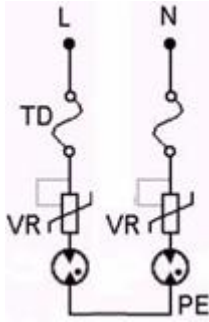
2. DS80 / xxx – (V + T) Series



Technical Data

Type		HIT- DS80/xxx-(V+T)								
		150	175	275	300	320	385	440	550	600
In accordance with		IEC61643-1:2001; EN61643-1 2002; UL1449 ed.2								
Category IEC/VDE		□ / C								
Max. continuous operating voltage	L – N (AC/DC)	150/200	175/225	275/300	300/385	320/420	385/505	440/585	550/745	600/800
	N – PE Uc	150	150	255	255	255	255	350	440	440
Nominal discharge current(8/20) In	L – N	40KA	40KA	40KA	40KA	40KA	40KA	40KA	40KA	40KA
	N-PE	80KA	80KA	80KA	80KA	80KA	80KA	80KA	80KA	80KA
Max. discharge current(8/20) I _{max}	L - N	80KA								
	N - PE	100KA								
Voltage protection level at In	L – N (In)	0.8KV	0.8KV	1.3KV	1.4KV	1.5KV	1.8KV	2.1KV	2.8KV	3.0KV
	L – N (3KA)	0.5KV	0.6KV	1.0KV	1.0KV	1.1KV	1.3KV	1.5KV	2.0KV	2.1KV
	N-PE (1.2/50)	0.8KV	0.8KV	1.0KV	1.0KV	1.0KV	1.0KV	1.2KV	1.6KV	1.6KV
Response time	L - N	≤25 ns								
	N - PE	≤100 ns								
Follow current	L - N	No								
	N - PE	Yes								
Residual current at Uc	L - N	≤500μA								
	N - PE	No								
Backup fuse(only required if not already provided in mains)		200A gL/gG								
Operating temperature range		- 40°C ... + 80°C								
Cross-section of connection wire		Single-strand 35mm ² ; multi-strand 25mm ²								
Mounting		35mm DIN-rail in accordance with EN 50022/DIN46277-3								
Enclosure material		thermoplastic; extinguishing degree UL94 V-0								
Degree of protection		IP20								
Installation width		2 modules, DIN 43880								
Thermal disconnect		Internal green – normal red - failure								
Remote alarm contact		Optional								

3. DS80 / xxx – 2VT Series



Technical Data

Type		HIT- DS80 / xxx- 2VT								
		150	175	275	300	320	385	440	550	600
In accordance with		IEC61643-1:2001; EN61643-1 2002; UL1449 ed.2								
Category IEC/VDE		□ / C								
Max. continuous operating voltage (AC/DC)		150/200	175/225	275/300	300/385	320/420	385/505	440/585	550/745	600/800
Nominal discharge current(8/20) In	L – N	40KA	40KA	40KA	40KA	40KA	40KA	40KA	40KA	40KA
	N-PE	40KA	40KA	40KA	40KA	40KA	40KA	40KA	40KA	40KA
Max. discharge current(8/20) I _{max}	L - N	80KA								
	N - PE	80KA								
Voltage protection level	@ In	0.6KV	0.6KV	1.2KV	1.2KV	1.2KV	1.2KV	1.8KV	2.4KV	2.4KV
	@ 3KA	0.5KV	0.5KV	0.8KV	0.8KV	0.8KV	0.8KV	1.2KV	1.6KV	1.6KV
Response time	L - N	≤100 ns								
	N - PE	≤100 ns								
Follow current	L - N	No								
	N - PE	No								
Residual current at U _c	L - N	No								
	N - PE	No								
Backup fuse(only required if not already provided in mains)		200A gL/gG								
Operating temperature range		- 40°C ... + 80°C								
Cross-section of connection wire		Single-strand 35mm ² ; multi-strand 25mm ²								
Mounting		35mm DIN-rail in accordance with EN 50022/DIN46277-3								
Enclosure material		thermoplastic; extinguishing degree UL94 V-0								
Degree of protection		IP20								
Installation width		2 modules, DIN 43880								
Thermal disconnect		Internal green – normal red - failure								
Remote alarm contact		Optional								