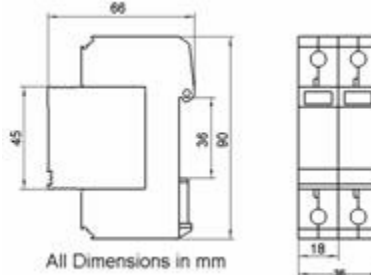
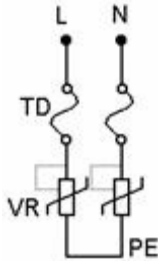


Single Phase SPDs HIT-DS30 Series SPECIFICATION

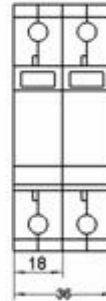
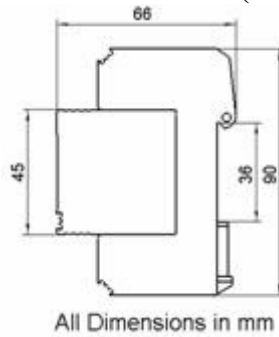
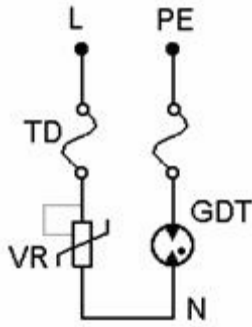
1. DS30/xxx – 2V Series



Technical Data

Type		HIT- DS30/xxx-2V									
		75	150	175	275	300	320	385	440	550	600
In accordance with		IEC61643-1:2001; EN61643-1 2002; UL1449 ed.2									
Category IEC/VDE		□ / C									
Max. continuous operating voltage (AC/DC)		75/100	150/200	175/225	275/300	300/385	320/420	385/505	440/585	550/745	600/800
Nominal discharge current(8/20) In	L - N	15KA	15KA	15KA	15KA	15KA	15KA	15KA	15KA	15KA	15KA
	N-PE	15KA	15KA	15KA	15KA	15KA	15KA	15KA	15KA	15KA	15KA
Max. discharge current(8/20) I _{max}	L - N	30KA									
	N - PE	30KA									
Voltage protection level	@ In	0.4KV	0.8KV	0.8KV	1.2KV	1.2KV	1.3KV	1.6KV	2.0KV	2.4KV	2.5KV
	@ 3KA	0.3KV	0.6KV	0.6KV	1.0KV	1.0KV	1.1KV	1.3KV	1.5KV	2.0KV	2.0KV
Response time	L - N	≤25 ns									
	N - PE	≤25 ns									
Follow current	L - N	No									
	N - PE	No									
Residual current at U _c	L - N	≤500μA									
	N - PE	≤500μA									
Backup fuse(only required if not already provided in mains)		125A gL/gG									
Operating temperature range		- 40°C ... + 80°C									
Cross-section of connection wire		Single-strand 35mm ² ; multi-strand 25mm ²									
Mounting		35mm DIN-rail in accordance with EN 50022/DIN46277-3									
Enclosure material		thermoplastic; extinguishing degree UL94 V-0									
Degree of protection		IP20									
Installation width		2 modules, DIN 43880									
Thermal disconnecter		Internal green – normal red - failure									
Remote alarm contact		Optional									

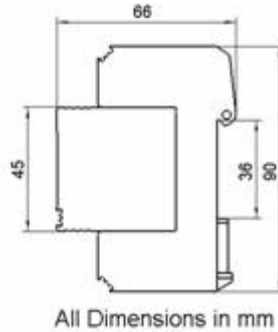
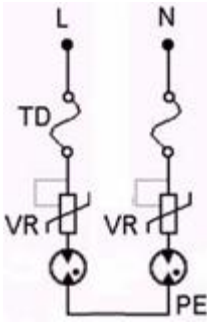
2. DS30 / xxx – (V + T) Series



Technical Data

Type		HIT- DS30/xxx-(V+T)									
		75	150	175	275	300	320	385	440	550	600
In accordance with		IEC61643-1:2001; EN61643-1 2002; UL1449 ed.2									
Category IEC/VDE		□ / C									
Max. continuous operating voltage	L – N (AC/DC)	75/100	150/200	175/225	275/300	300/385	320/420	385/505	440/585	550/745	600/800
	N – PE Uc	65	150	150	255	255	255	255	350	440	440
Nominal discharge current(8/20) In	L – N	15KA	15KA	15KA	15KA	15KA	15KA	15KA	15KA	15KA	15KA
	N-PE	30KA	30KA	30KA	30KA	30KA	30KA	30KA	30KA	30KA	30KA
Max. discharge current(8/20) I _{max}	L - N	30KA									
	N - PE	40KA									
Voltage protection level at In	L – N (In)	0.4KV	0.8KV	0.8KV	1.2KV	1.2KV	1.3KV	1.6KV	2.0KV	2.4KV	2.5KV
	L – N (3KA)	0.3KV	0.6KV	0.6KV	1.0KV	1.0KV	1.1KV	1.3KV	1.5KV	2.0KV	2.0KV
	N-PE (1.2/50)	0.5KV	0.8KV	0.8KV	1.0KV	1.0KV	1.0KV	1.0KV	1.2KV	1.6KV	1.6KV
Response time	L - N	≤25 ns									
	N - PE	≤100 ns									
Follow current	L - N	No									
	N - PE	Yes									
Residual current at Uc	L - N	≤500μA									
	N - PE	No									
Backup fuse(only required if not already provided in mains)		125A gL/gG									
Operating temperature range		- 40°C ... + 80°C									
Cross-section of connection wire		Single-strand 35mm ² ; multi-strand 25mm ²									
Mounting		35mm DIN-rail in accordance with EN 50022/DIN46277-3									
Enclosure material		thermoplastic; extinguishing degree UL94 V-0									
Degree of protection		IP20									
Installation width		2 modules, DIN 43880									
Thermal disconnect		Internal green – normal red - failure									
Remote alarm contact		Optional									

3. DS25 / xxx – 2VT Series



Technical Data

Type	HIT- DS30 / xxx- 2VT										
	75	150	175	275	300	320	385	440	550	600	
In accordance with	IEC61643-1:2001; EN61643-1 2002; UL1449 ed.2										
Category IEC/VDE	□ / C										
Max. continuous operating voltage (AC/DC)	75/100	150/200	175/225	275/300	300/385	320/420	385/505	440/585	550/745	600/800	
Nominal discharge current(8/20) In	L – N	15KA	15KA	15KA	15KA	15KA	15KA	15KA	15KA	15KA	15KA
	N-PE	15KA	15KA	15KA	15KA	15KA	15KA	15KA	15KA	15KA	15KA
Max. discharge current(8/20) I _{max}	L - N	30KA									
	N - PE	30KA									
Voltage protection level	@ In	0.3KV	0.6KV	0.6KV	1.0KV	1.0KV	1.0KV	1.0KV	1.4KV	2.0KV	2.0KV
	@ 3KA	0.2KV	0.5KV	0.5KV	0.8KV	0.8KV	0.8KV	0.8KV	1.2KV	1.6KV	1.6KV
Response time	L - N	≤100 ns									
	N - PE	≤100 ns									
Follow current	L - N	No									
	N - PE	No									
Residual current at U _c	L - N	No									
	N - PE	No									
Backup fuse(only required if not already provided in mains)	125A gL/gG										
Operating temperature range	- 40°C ... + 80°C										
Cross-section of connection wire	Single-strand 35mm ² ; multi-strand 25mm ²										
Mounting	35mm DIN-rail in accordance with EN 50022/DIN46277-3										
Enclosure material	thermoplastic; extinguishing degree UL94 V-0										
Degree of protection	IP20										
Installation width	2 modules, DIN 43880										
Thermal disconnect	Internal green – normal red - failure										
Remote alarm contact	Optional										